


# Red maple (*Acer rubrum*)

- Light reddish brown heartwood
- Dense wood but softer than sugar maple (“soft maple”)
- Diffuse porous, growth ring visible by darker band at end of growth ring
- Pores solitary
- Rays of multiple sizes
  - largest rays visible to naked eye (equal in width to diameter of pores) while smaller rays very indistinct
  - intermediate sized rays also present (range of ray widths)
- Parenchyma not visible

Multiseriate ray

Uniseriate ray




Fibers

Growth ring boundary

Multiseriate ray

Intermediate ray

Uniseriate ray

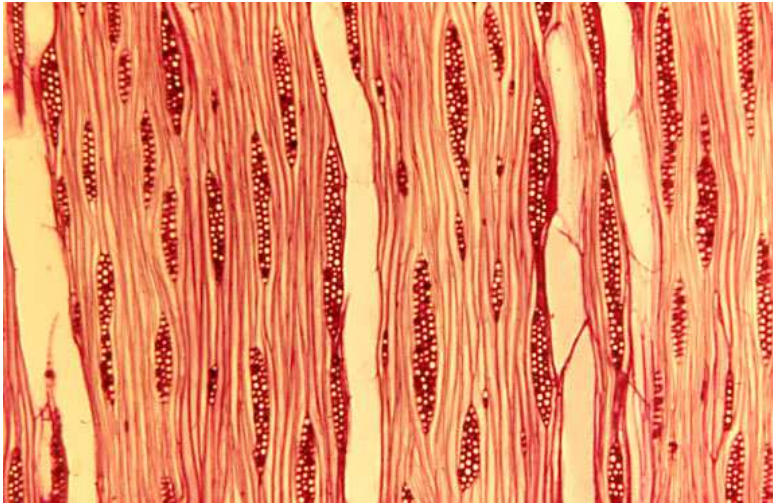


Pore

Fiber

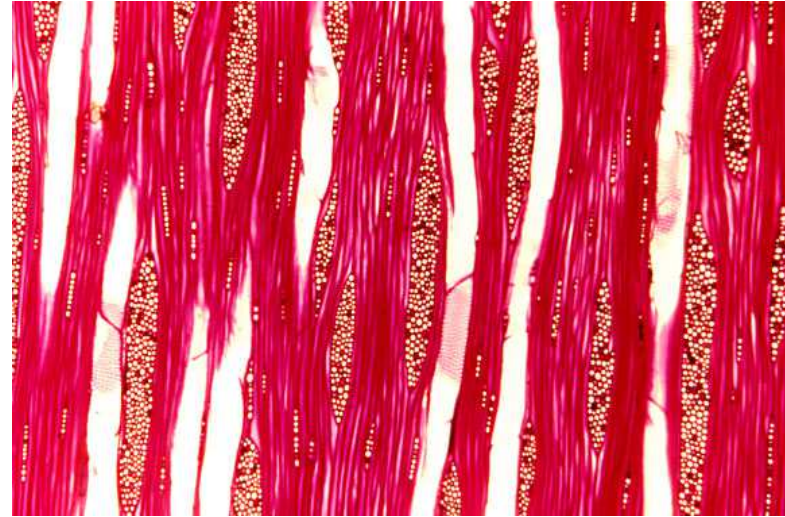
# Ray ends on tangential surface

Red maple



Rays of multiple widths

Sugar maple



Rays of two distinct widths

Endgrain  
(cross section)

