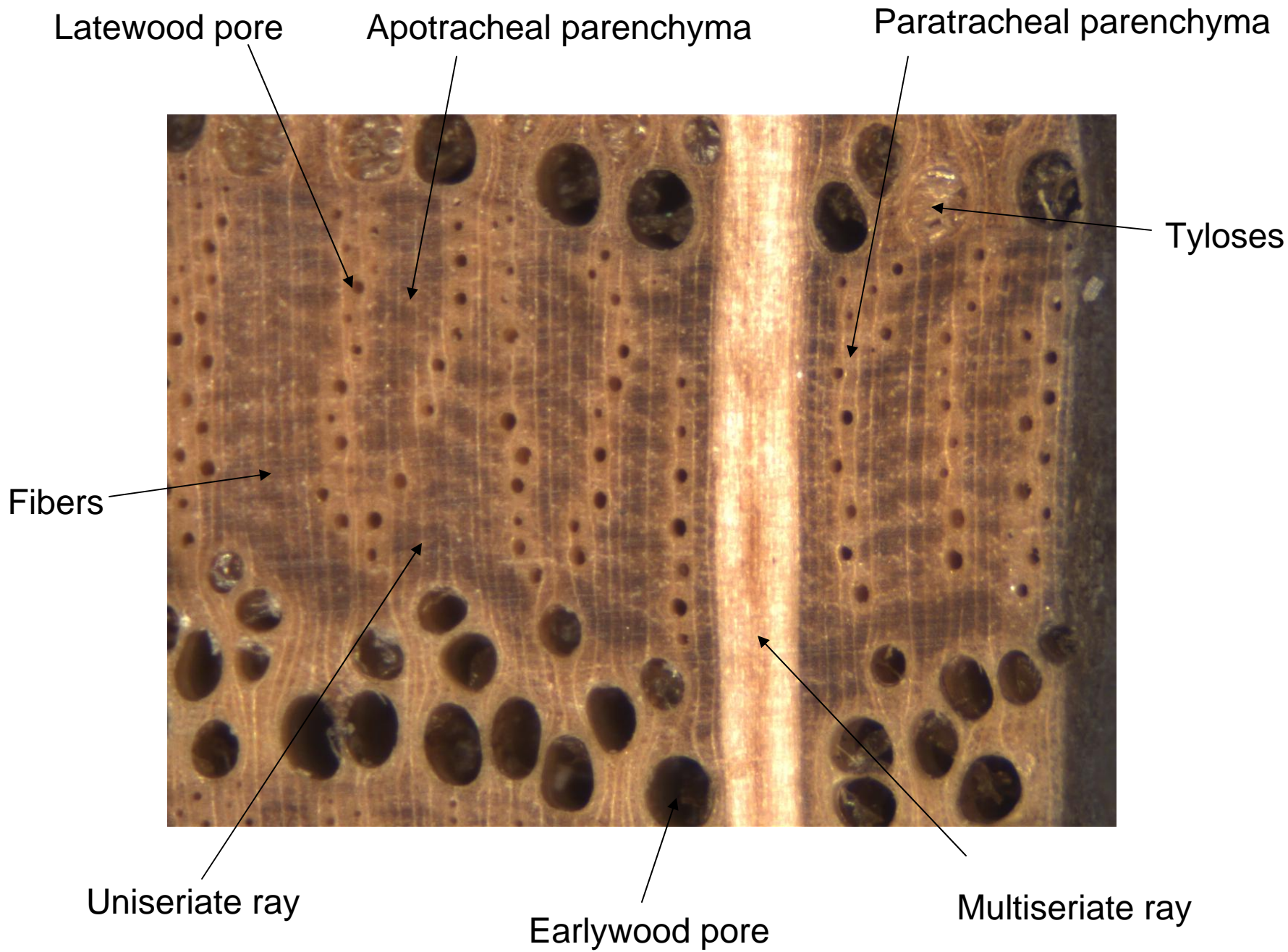


# Red oak (*Quercus rubra*)


- Very dense wood
- Reddish brown heartwood
- Ring porous
- Latewood pores distinct with hand lens
- Tyloses rare but not absent in earlywood pores
- Rays of two very distinct widths
  - wider rays visible with naked eye
  - narrower rays indistinct with hand lens
- Parenchyma in tangential bands and surrounding latewood pores



Apotracheal parenchyma

Paratracheal parenchyma

Latewood pore



Fibers

Growth ring boundary

Multiseriate ray

Earlywood pore


Uniseriate ray

Tangential surface



Ray ends

End grain



Rays